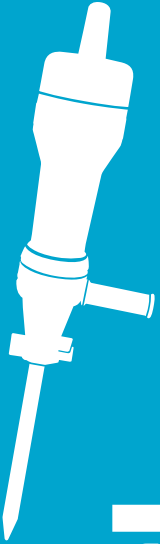


HANDHELD PNEUMATICS

TEX hammer range



Atlas Copco





GREAT TODAY BETTER TOMORROW

Smart equipment lets you do more in less time. And for many years to come.

Our motto is sustainable productivity. By making hammers and breakers that minimise vibration and noise you are able to work successfully for many years to come. And as you gain experience, your work will improve. That's sustainability at its best.

We love breaking, but only when the right things break. HAPS, the Hand and Arm Protection System, reduces your vibration exposure and it helps you stay focused on the work at hand.

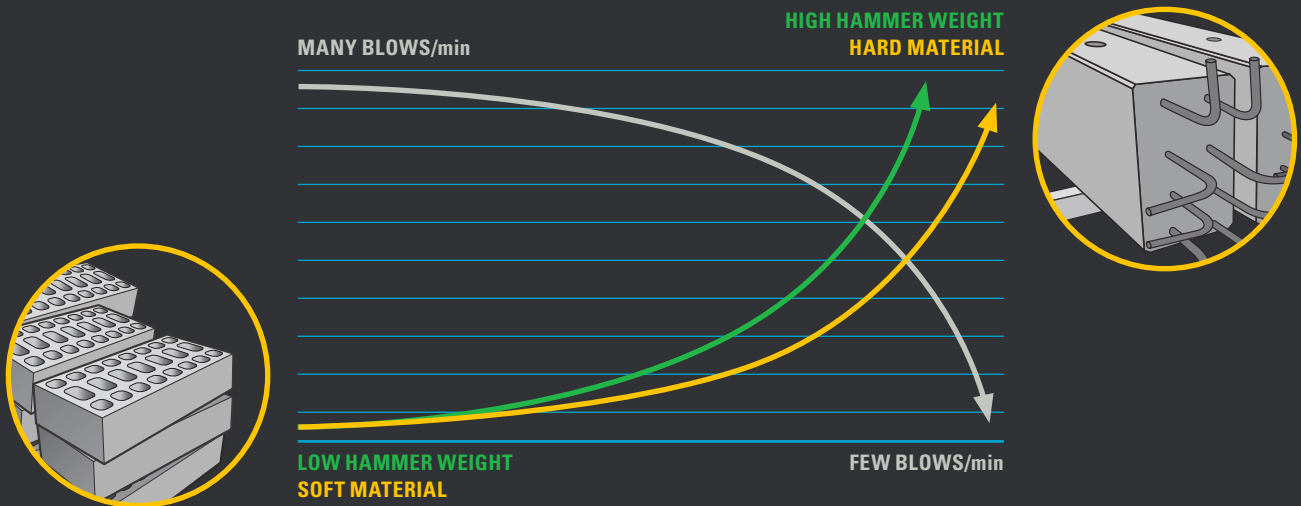
Add well balanced design that offer great chisel control to the mix and you have a recipe for productivity.

If sustainability is long term, reliability is here and now. And for us reliability means that you can put 100 percent of your energy to solving the task at hand. One way of creating reliable machinery is by keeping it simple. Smart design and interchangeable parts saves both time, space and money.

Thanks to interchangeability you can cover more spare parts for your hammers and breakers with a smaller inventory. The solid body concept means that the heart of both hammers and breakers is made from a single cast. The solid body concept helps to keep parts at a minimum.

POWER WHERE YOU NEED IT

A hammer is power and mobility in unison. With the right hammer you can put the power where it's needed most.



Hammers are the best tools around when you are working with soft materials and when you need to work in all three axis. Higher percussion rate and lower weight compared to our heavier breakers make our lightest hammers especially good


when removing tiles or brickwork. Less weight also means you can work above your head, which can make all the difference when you are short on both space and time. And thanks to the round geometry in the front our hammers are easy to grip, which

add to safety. As for vibrations, we have been working to reduce them since the 1960s. Try out the HAPS enabled machines and you'll feel the difference.

KNOW YOUR IMPACT

For quality breaking you need the right impact rate for the right material.

Finding the right combination between weight and impact rate is an important parameter when designing a hammer and breaker. As you can see from the tables, our hammers have different weights and impacts rate. The different combinations give the models unique advantages, but as a rule of thumb you can say that more weight and less impact rate makes the machine better suited for harder materials. For example: a TEX 05 PE is better suited for breaking mortar than a TEX 12 PE, which in turn can take on hard concrete.



APPLICATIONS HAMMERS & BREAKERS

From bridges to underwater work – there's a lot you can do with our machines.



KNOW YOUR HAMMERS & BREAKERS

APPLICATIONS

1. SOFT MATERIAL

Brick, soft rock and other soft materials require lighter hammers and breakers that deliver a high number of blows per minute and less impact force.

2. MEDIUM MATERIAL

The harder the material, the more weight and impact force is needed. Medium materials include medium hard rocks, non-reinforced concrete and asphalt.

3. HARD MATERIAL

To break hard rocks, including high silica content boulders, and reinforced concrete you need high impact force and fewer blows per minute.

4. DEMOLITION

Demolition is the process of tearing down a structure. Materials range from soft to hard. You need tough, reliable hammers and breakers with the right type of tools.

5. RENOVATION

Renovation is the process of improving a structure. Typical tasks include chipping and scaling concrete. Renovation work in general, and especially inside buildings, means you need effective sound and vibration protection.

6. ROCK SPLITTING

Rock splitting with hammers and breakers is safe and cost effective when you have the right tools.

7. CHIPPING

Chipping means you remove cracked and weak concrete before improving for example a road structure with new concrete.

8. UNDERWATER WORK

Pneumatics work in most conditions. You can use pneumatic hammers and breakers for chipping and scaling operations under water.

9. OVERHEAD WORK

For overhead renovation work you need a light and efficient hammer with high impact rate.





YOUR MACHINE INSIDE OUT

This is how your hammer and breaker takes care of dangerous vibrations. It is also the story of our hand and arm protection system – HAPS.

We took on the challenge to create ergonomically designed hammers and breakers in the 1960s. The first we did was to allow the piston to turn on cushions, a technique which has been fine-tuned over the years. During the 70s we introduced the first vibration damping handles. In the 80s and 90s we added vibration-damping springs and optimized the weight relationship between handle and body. Recently we have introduced technology that reduce vibration in all three directions. The relationship between fixed and movable parts has also been adjusted in recent years.

THIS IS VIBRATION

There are two types of forces that result in vibration. The first type comes from the machine itself. It occurs when the piston accelerates, when internal parts are in imbalance or when the tools are in imbalance. We battle this type of vibration with HAPS technology.

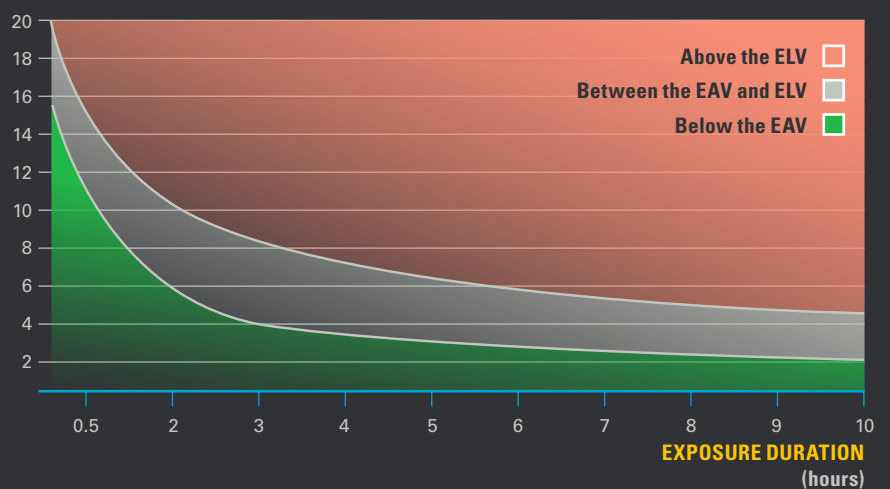
The second vibration-source we have to battle is caused by the impact energy from the breaking itself. By using the right breaking techniques you can reduce the effect of impact-induced vibration.



RELATION BETWEEN VIBRATION AND EXPOSURE LEVEL

VIBRATION MAGNITUDE

(m/s²)



The Exposure Limit Value (ELV) is 5 m/s²
The red area = **immediate action to stop**

The Exposure Action Value (EAV) is 2.5 m/s²
The grey area = **establish an action plan**

*Go to page 13 to find out more on how to get more done with less vibration and see the example of the different vibration levels for TEX 12 PE and 12 PS.

Simple is reliable

We always work to reduce the number of parts and thereby eliminate potential problems.

SAVE TIME & MONEY

Less noise, more done

Both PE and PS models have effective silencers. The slim polyurethane silencer of TEX 12 PE cuts noise by up to 75 percent, compared to a non-silenced machine. And it's never in your way.

12
PS

Air stops vibration

The piston turns on air cushions at either end of the cylinder. When the machine works off-load, it practically eliminates metal-to-metal contact.

Quick changes

The design of the kick latch retainer is important for fast and frequent tool changes. All models come with either a screw cap or kick latch retainer.

12
PE

GET MORE DONE

Precision starts here

The Softstart trigger helps you slowly release the energy of the breaker. The two-step trigger gives you full control when starting a difficult cut.

GREAT ERGONOMICS

H.A.P.S.
HAND AND ARM PROTECTION SYSTEM

Stay strong

The HAPS system (Hand Arm Protection System) is unique to the PE-machines. It allows a substantial increase in trigger time compared to a conventional machine.

10 SIMPLE WAYS TO REDUCE VIBRATION

- Use HAPS-enabled machines
- Use the right machine for the right job
- Use the proper machine maintenance
- Keep insertion tools sharp
- Let go of the trigger while extracting the tool from the broken surface
- Switch work tasks
- Take regular breaks
- Don't grip the machine too hard
- Keep hands warm and dry
- Massage your fingers during breaks

A FRIEND TO TRUST

A TEX PS hammer is like a good friend. It's always there when you need it, day in and day out. You can trust these hammers for years to come.

Working with renovation and demolition means you have to handle tricky working positions, sometimes working in overhead positions and often working in confined spaces. To get things done in time and on money, we have created the TEX PS hammers. They are no-fuss tools

with high-impact frequency that lets you do everything from chipping and scaling jobs. The smallest models, such as TEX 03 PS and TEX 05 P, are light enough even for overhead work and help you get in close behind pillars and under stairs when doing renovation work. Larger models

such as the TEX 09 PS, 10 PS and 12 PS are the Swiss army knives of pneumatic hammers, designed to handle everything from soft/medium materials like brick to tough concrete.

TEX Pneumatic Hammers		03 PS ¹	05 P ^{1,2}	09 PS KL	09 PS/PSR	10 PS KL	10 PS/PSR	12 PS KL/PSR KL	12 PS/PSR
Type of hammer		Chip	Chip	Pick	Pick	Pick	Pick	Pick	Pick
Weight	kg	4	5.5	12	10	10.5	10	12.5	10.5
Length	mm	300	380	500	500	500	520	545	550
Air consumption at 6 bar	l/s	6.9	9.5	18.5	18.5	17	17	21.3	21.3
Impact rate	blows/min	4,080	2,760	1,800	1,800	1,350	1,350	1,600	1,600
Vibration level 3 axes (ISO 28927-10)	m/s ²	16.5	13	16.1	16.1	22.4	22.4	15.4	15.4
Sound power level guaranteed (2000/14/EC)	L _w , dB(A)	105	104	105	103	103	102	105	105
Sound pressure level (ISO 11203)	L _p , r=1m	89	92	93	91	91	90	92	93
Tool retainer		cap	cap	kick latch	cap	kick latch	cap	kick latch	cap
Shank size: Hex	mm	19x50	19x50	22x82.5	22x82.5	22x82.5	22x82.5	22x82.5	22x82.5
Part number		8461 0208 01	8461 0219 00	8461 0211 05	8461 0211 02	8461 0211 32	8461 0211 30	8461 0211 12	8461 0211 13
Part number: kit		8461 0208 02	8461 0219 02	-	-	-	-	-	-
Shank size: Round	mm	-	17.3x60	-	25x75	-	25x75	25x75	25x75
Part number		-	8461 0219 03	-	8461 0211 04	-	8461 0211 31	8461 0211 15	8461 0211 14

Important: Full details of measurement are available in the Safety and Operating Instruction of the product (part no 9800 0975 90 and 9800 1386 90). They can be found on www.acprintshop.com
 1) Also available in carrying case as complete set (hexagonal shank only); kit. 2) Also available with combined hexagonal/round shank (part no: 8461 0219 01)

Accessories	Part number
Chipping hammers	
Hand hose 12.5 mm x 3 m complete with claw coupling and quick coupling (incl. nipple)	9030 2043 00
Hose nipple with seal for 12.5 mm hose	3310 0937 80
Claw coupling, Atlas Copco Standard	9000 0305 00
Pick hammers	
Hand hose 12.5 mm x 3 m complete with claw coupling and wing nut	9030 2044 00
Claw coupling, Atlas Copco Standard	9000 0306 00
Claw coupling, Atlas Copco Standard with strainer	9000 0306 01

Please note: the above hand hose is equipped with Atlas Copco standard claw couplings.
 For N. American and Australian markets, hand hoses with couplings according to the local claw coupling standard should be used.

TEX Chippers

The important first cut

Thanks to Softstart you keep the chisel point where you want it. The two-step trigger helps out with first critical cuts.

Get a grip

The screw cap retainer provides comfortable grip.

Lift it up

Weighing below 6 kg, this model is light enough for overhead work.

All-rounder

TEX 05 P is available with both hexagonal and round shank.

EFFICIENT OPERATIONS

05
P

TEX Pickers

GREAT ERGONOMICS

Hand-friendly

The air cushion system has basically removed metal-to-metal contacts. The piston only turns on air cushions at both ends of the cylinder.

Save you ears

The effective silencer makes work easier. All our products meet the European noise emission directive.

Easy tool change

A kick latch retainer is perfect when you need fast and frequent tool changes.

SAVE TIME & MONEY

Be hard horizontal

Horizontal work in hard materials is easy thanks to high impact to weight ratio. The Softstart trigger makes work even easier.

The shank you need

The TEX 12 PS, 10 PS and 9 PS are all available with both round shank, perfect for used with kiln stripping, and a traditional multipurpose hexagonal shank.

Comfortable

TEX 03 PS and 05 P both have screw cap retainers for great grip.



Kick is quick

The TEX 09 PS, 10 PS and 12 PS come with either a screw cap retainer or a kick latch retainer. The kick latch is perfect when you need frequent tool changes.



YOU'LL BE **EVEN** BETTER

HAPS is all about putting your knowledge to best use. With less vibration you can do more in a workday.

We have been working to reduce vibrations for you and all our customers since the 1960s. That makes it safe to say HAPS is not just a technology, it's a philosophy. And as with all good inventions, they spring from a customer need and they evolve over time. You are our toughest critics and our most valued advisers. We know what works

simply because you have told us. The 05 PE is so light you can do overhead work and still have great control when renovating outdoors and indoors. The round retainer is comfortable to hold and thanks to HAPS, both hands are saved from vibration. The 09 PE and 12 PE have all but six parts in common, which makes

maintenance cheap and save time. The latch is unique for these models, which are designed to be light yet powerful. The latch makes quick tool changes possible and they help keep the weight down. To put it simple, the 09 PE and 12 PE move like butterflies and sting like bees.

TEX Pneumatic Hammers		05 PE ¹	07 PE	07 PE/FSH ²	09 PE/PER ^{1,2}	12 PE/PER ^{1,2}
Type of hammer		Chip	Pick	Pick	Pick	Pick
Weight	kg	6.5	8.5	9	10.5	12
Length	mm	450	525	525	560	590
Air consumption at 6 bar	l/s	10	17	17	17	20
Impact rate	blows/min	2,640	1,770	1,770	1,800	1,620
Vibration level 3 axes (ISO 28927-10)	m/s ²	2.4	12.4	10.5	4.2	4.0
Sound power level guaranteed (2000/14/EC)	Lw, dB(A)	105	104	104	105	105
Sound pressure level (ISO 11203)	Lp, r=1m	87	87	87	93	93
Tool retainer		cap	cap	cap	kick latch	kick latch
Shank size: Hex	mm	19x50	19x50	19x50	22x82.5	22x82.5
Part number		8461 0219 10	8461 0209 20	8461 0209 21	8461 0211 35	8461 0211 38
Shank size: Round	mm	-	-	-	25x75	25x75
Part number		-	-	-	8461 0211 36	8461 0211 39

Important: Full details of measurement are available in the Safety and Operating Instruction of the product (part no 9800 0812 90, TEX 07PE in 9800 0653 90). They can be found on www.acprintshop.com
 1) Claw couplings not included in delivery of TEX 05, 09 and 12. 2) Front side handle included.

Accessories	Part number
Chipping hammer - TEX 05 PE	
Hand hose 12.5 mm x 3 m complete with claw coupling and hose clamps	9030 2090 00
Claw coupling, Atlas Copco Standard	9000 0305 00
Claw coupling, Atlas Copco Standard with strainer	9000 0306 01
Pick hammers - TEX 09 PE & 12 PE	
Hand hose 12.5 mm x 3 m complete with claw coupling and hose clamps	9030 2090 00
Claw coupling, Atlas Copco Standard	9000 0306 00
Claw coupling, Atlas Copco Standard with strainer	9000 0306 01

Please note: the above hand hose is equipped with Atlas Copco standard claw couplings. For N. American and Australian markets, hand hoses with couplings according to the local claw coupling standard should be used.

Lubricant		AIR-OIL	AIR-OIL
Bottle size	l	0.25	1
Part number		8099 0202 40	8099 0202 36

Lubricator		CLG 10*	CLG 30
Application		Mineral & synthetic oil	Mineral & synthetic oil
Oil volume	l	1.3	1.3
Air flow	l/s	8-15	15-140
Part number		8202 5101 23	8202 5101 39

*) Recommended for TEX 05 PE

Water separator		VAM 01
Air flow	l/s	50
Part number		8092 0110 58

TEX Chippers

EFFICIENT OPERATIONS

HAPS makes it happen

Vibro-reduction means that talented workers can work longer, without reaching harmful vibration levels.

Start smooth

The Softstart function makes precision breaking easy.

Good grip

A round retainer is easy to grip. And thanks to HAPS, both hands are protected against vibration.

Overhead work

The 05PE is light enough for overhead work. Thanks to HAPS and noise reduction it's ideal for indoor renovation.



**05
PE**

TEX Pickers

EFFICIENT OPERATIONS

Balanced

The 12PE is great for both renovations in soft materials and for working with hard materials like concrete.

Less vibration = more done

As with all HAPS-enabled machines, you can work for longer periods of time thanks to less vibration.

SAVE TIME & MONEY

In stock

Maintenance is easy thanks to interchangeable spare parts between the 09PE and 12PE.

**12
PE**



Large handle

TEX 05 PE compact chipping hammer has a large D-handle with ample room for a gloved hand.



Screw cap retainer

TEX 05PE features a screw cap retainer to facilitate work in confined spaces and allow for good visibility of the work-piece.



The right shank


The PER-model has a round shank, which lets the chisel move freely inside the hammer. It is especially useful when for example furnace stripping.

Tool retainer

This type of latch on the TEX 12 PE gives quick tool changes in combination with low weight and easy operation.



VIBRO-REDUCTION = COMFORT = PRODUCTIVITY



Conventional Atlas Copco pneumatic hammer with fixed handle in this weight class.

TEX PE/PER

This comparison was made when breaking medium hard concrete. It points to a decrease in the vibration level of up to almost 75 percent or, for some applications, even more.



COMPRESSOR GUIDE STEP-BY-STEP

Our compressors can often run several breakers and hammers at once. This guide helps you choose the right combination of hammers, breakers and compressor.



TEX Pick hammers

TEX Light & medium breakers

TEX Heavy breakers

		05 PE	09 PE	12 PE	150 PE	190 PE	230 PE	280 PE	33 PE	40 PE
	kg ¹	6.5	10.5	12	19	23	27	31.5	37	42
	l/s ²	10	17	20	25	26	30	32	37	42
XAS Compressors	37 KD	33	3	2	1	1	1	1	-	-
	47 KD	42	4	2	2	1	1	1	1	1
	57 DD	50	5	3	2	1	1	1	1	1
	67 DD	62	6	3	3	2	2	1	1	1
	77 DD	72	7	4	3	2	2	2	2	1
	97 DD	89	8	5	4	3	3	2	2	2
	137 DD	120	12	7	6	4	4	4	3	2



XAS Compressors

1) Weight 2) Air consumption at 6 bar

SINGLE GUIDE

- 1 If you have one type of hammer and breaker: use **Single Guide**.
- 2 Find the model you want to use in the top row.
- 3 Find the compressor you want to use in the far left column.
- 4 Where the row and column meet you will find the number of hammers or breakers you can run with a particular compressor.
- 5 For instance, you can run two TEX 190 PE with a XAS 77 DD and three units with a XAS 97 DD.

MORE DONE WITH LESS VIBRATION

Working smart with vibrating tools means planning ahead. Thanks to the exposure points system you can make sure your talent will last a lifetime.

EQUIVALENT VIBRATION

Total value $a_{hv,eq}$ m/s²

2.5	1	3	6	13	25	38	50	63	75	100
3	2	4	9	18	36	54	72	90	108	144
3.5	2	5	12	25	49	74	98	123	147	196
4	3	6	16	32	64	96	128	160	192	256
4.5	4	8	20	41	81	122	162	203	243	324
5	5	10	25	50	100	150	200	250	300	400
5.5	6	12	30	61	121	182	242	303	363	484
6	7	14	36	72	144	216	288	360	432	576
6.5	8	17	42	85	169	254	338	423	507	678
7	10	20	49	98	196	294	392	490	588	784
7.5	11	23	56	113	225	338	450	563	675	900
8	13	26	64	128	256	384	512	640	768	1,024
8.5	14	29	72	145	289	434	578	723	867	1,156
9	16	32	81	162	324	486	648	810	972	1,296
9.5	18	36	90	181	361	542	722	903	1,083	1,444
10	20	40	100	200	400	600	800	1,000	1,200	1,600
10.5	22	44	110	221	441	662	882	1,103	1,323	1,764
11	24	48	121	242	484	726	968	1,210	1,452	1,936
11.5	26	53	132	265	529	794	1,058	1,323	1,587	2,116
12	29	58	144	288	576	864	1,152	1,440	1,728	2,304
12.5	31	63	156	313	625	938	1,250	1,563	1,875	2,500
13	34	68	169	338	676	1,014	1,352	1,690	2,028	2,704
13.5	36	73	182	365	729	1,094	1,458	1,823	2,187	2,916
14	39	78	196	392	784	1,176	1,568	1,960	2,352	3,136
14.5	42	84	210	421	841	1,262	1,682	2,103	2,523	3,364
15	45	90	225	450	900	1,350	1,800	2,250	2,700	3,600
15.5	48	96	240	481	961	1,442	1,922	2,403	2,883	3,844
16	51	102	256	512	1,024	1,536	2,048	2,560	3,072	4,096
16.5	54	109	272	545	1,089	1,634	2,178	2,723	3,267	4,356
17	58	116	289	578	1,156	1,734	2,312	2,890	3,468	4,624
17.5	61	123	306	613	1,225	1,838	2,450	3,063	3,675	4,900
18	65	130	324	648	1,296	1,944	2,592	3,240	3,888	5,184
18.5	68	137	342	685	1,369	2,054	2,738	3,423	4,107	5,476
19	72	144	361	722	1,444	2,166	2,888	3,610	4,332	5,776
19.5	76	152	380	761	1,521	2,282	3,042	3,803	4,563	6,084
20	80	160	400	800	1,600	2,400	3,200	4,000	4,800	6,400
	0.1 h 6 min	0.2 h 12 min	0.5 h 30 min	1 h 60 min	2 h 120 min	3 h 180 min	4 h 240 min	5 h 300 min	6 h 360 min	8 h 480 min

WHEN YOU ARE ABOVE EXPOSURE ACTION VALUE (EAV)

If you have more than 100 points and less than 400 points per day, the employer should introduce a programme of controls to eliminate risk or reduce exposure to as low a level as is reasonably practicable.

WHEN YOU ARE ABOVE DAILY EXPOSURE LIMIT VALUE (ELV)

If you have more than 400 points, employer should take immediate action to reduce the exposure level below the limit value.

EXAMPLE: TEX 12 PE vs 12 PS

The vibration level of the TEX 12 PE is 4.0 m/s². That gives a maximum exposure time of three hours. Using the TEX 12 PE for three hours means you accumulate 96 points.

The vibration level of the TEX 12 PS is 15.4 m/s². That gives a maximum exposure time of 12 min. Using the TEX 12 PS for 12 min means you accumulate 96 points.

If you use more machines during the day, add those points to get a total.

Using a HAPS enabled machine like the TEX 12 PE makes for a safer work environment, better profitability and projects finished on time.

THIS IS HOW YOU UNDERSTAND AND USE THE EXPOSURE POINTS SYSTEM

STEP 1:

Find the vibration level (m/s²) for the tool or process (or the nearest value) in the exposure duration scale at the far left of the table.

STEP 2:

Find the exposure duration time (or the nearest value) on the grey scale at the far bottom of the table.

STEP 3:

Find the value in the table that lines up with the magnitude (m/s²) and exposure duration.

STEP 4:

Compare the points value with the exposure action (100 points) and limit values (above 400 points).

STEP 5:

If you are exposed to more than one tool or process during the day repeat steps 1-3 for each one. Add the points, and compare the total with the exposure action value (100) and the exposure limit value (above 400).

Source: CEN/TR 15350:2006 "Mechanical vibration – Guidelines for the assessment of exposure to hand-transmitted vibration using available information, including that provided by manufacturers of machinery"

Important: Please look into the Safety and Operating Instructions of the products for more information (part no 9800 0975 90, 9800 1386 90 and 9800 0812 90). They can be found on the www.acprintshop.com

TOOLS FOR EVERY JOB - TEX CHIPPING & PICK HAMMERS

03 PS, 05 P, 05 PE, 07 PE, 07 PE/FSH

Shank H 19 x 50 mm	Working length	Total length	Tip width	Part number
Moil point	240	300	-	3083 3220 00
	440	500	-	3083 3221 00
Narrow chisel	240	300	22	3083 3222 00
	440	500	22	3083 3223 00
Wide chisel	190	250	60	3083 3224 00
Shaft for bush hammer	80	140	-	3083 3225 00
Bush hammer, TC head	Z=9	-	40	3083 3226 00
	Z=16	-	40	3083 3227 00
Bush hammer, steel head	-	-	32	3083 4163 00

Z = Number of teeth

05 P H/R

Shank H 14.7 x 50 mm R 17.3 x 60 mm	Working length	Total length	Tip width	Part number
Moil point	230	300	-	3083 3200 00
	350	420	-	3083 3200 10
Narrow chisel	230	300	-	3083 3201 00
	350	420	-	3083 3201 10
Wide chisel	175	245	60	3083 3410 00

09PS/PS KL, 10PS/PS KL, 12 PS/PS KL

Shank H 22 x 82,5 mm	Working length	Total length	Tip width	Part number
Moil point	380	475	-	3083 3242 00
	1,000	1,095	-	3083 3243 00
Narrow chisel	380	475	25	3083 3244 00
	1,000	1,095	25	3083 3245 00
Wide chisel ¹	380	475	75	3083 3246 00
Asphalt cutter ¹	380	475	125	3083 3269 00
Digging chisel ¹	450	545	75	3083 3247 00
Digging spade ¹	400	495	120	3083 3248 00
Clay spade ¹	430	525	125	3083 3249 00
Wedge chisel ¹	380	475	35	3083 3250 00
Shaft for tamping pad ¹	310	405	-	3083 3251 00
Tamping pad, round ¹	-	-	ø175	3083 3252 10
Tamping pad, square ¹	-	-	ø175	3083 3239 00
Driver pad, round ¹	-	-	ø100	9245 2817 90

1) Not for use with TEX 10PS.

09PS/PSR, 10PS/PSR, 12 PS/PSR, 12 PS KL/PSR KL

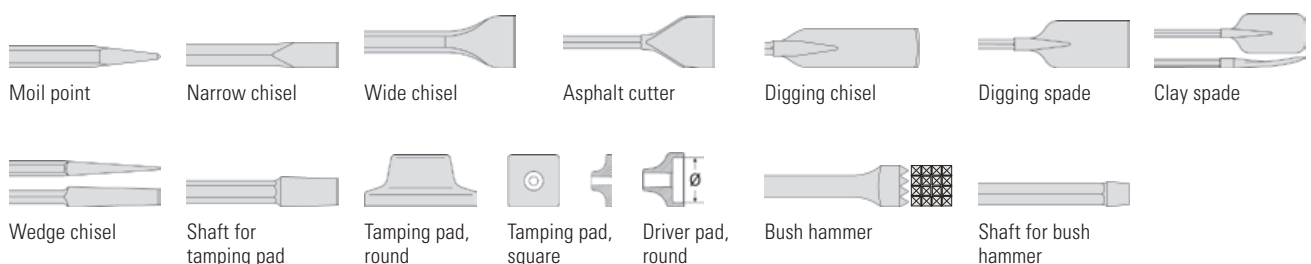
Shank R 25 x 75 mm	Working length	Total length	Tip width	Part number
Moil point	330	415	-	3083 3265 00
	450	535	-	3083 3265 10
Narrow chisel	330	415	26	3083 3266 00
	450	535	26	3083 3266 10

COMPLETE KIT

This sturdy, steel carrying case simplifies handling, transport and storage. The case contains AirOil, working tools and a short hose with couplings. Total weight just 10 kg.



Kits	TEX 03 PS	TEX 05 P
Part number	8461 0208 02	8461 0219 02





JUST FOR YOU

In our new profile store you will find everything from Atlas Copco clothing to the latest scale models of our specialist equipment.

TEX 230 PE

This original TEX 230 PE is a medium sized pneumatic breaker, ideal for service jobs and general demolition. The solid body housing design contains fewer parts – and that means greater reliability. The scale model is delivered with a “rock” base with Atlas Copco logo.

FACTS

- **Scale model:** 1:10.3
- **Size:** 10 x 4.7 x 1.7 cm
- **Weight:** 90 grams
- **Material:** Zink alloy
- **Item no:** PS001554
- **Price:** 14.50 EUR/pcs

Note: This product is a collectors model, not a toy.



Check out our new store here: www.atlascopco.com/profilestore

COMMITTED TO SUSTAINABLE PRODUCTIVITY

We stand by our responsibilities towards our customers, towards the environment and the people around us. We make performance stand the test of time. This is what we call – Sustainable Productivity.

www.atlascopco.com

Atlas Copco